



## Mounting



## Specification



## SmartScan Configurations



Find out more at [www.thorlux.com/smartsan](http://www.thorlux.com/smartsan)

## LED Characteristics

CRI	80+
COLOUR TEMPERATURE	4000K
RATED LIFE (HOURS)	100K-L80/B10
PROTECTION	LUX GUARD
DRIVER EFFICIENCY	88%
REPLACEABLE	YES
POWER FACTOR	>0.9

**LL/CW 103.1**

For LED characteristics explanation see [www.solite-europe.com/led-guide](http://www.solite-europe.com/led-guide)

Front access luminaire designed for spring tee ceilings in clean and sterile environments. IP65 (front) / IP54 (rear) ensures the ceiling integrity is maintained at all times, even when the cover is removed.

## Applications

- Clean and sterile environments up to FS209E class 1000, ISO 14644 class 6
- Pharmaceutical production
- Pharmacies
- Hospitals
- Laboratories
- Electronics manufacturing
- Semiconductor manufacturing
- Food preparation manufacturing

## Construction

- Zinc plated steel body
- Chamfered 55mm aluminium diffuser frame, with welded and finished corners
- Polyester powder coated body and frame
- Polycarbonate fire-retardant diffuser, TP(a)
- White EPDM closed cell gaskets

## Finish

- RAL9016 \*
- Satin opal diffuser

\* Please confirm colour on order

## Features

- Fixed output, 4000K, CRI80 as standard
- Conforms to FS209E class 1000, ISO14644 class 6 standard
- IP65 (front) / IP54 (rear)
- LUX Guard, LED protection
- Removable LED platform for improved sustainability and longer life cycle

## Options

- Special RAL colour \*\*
- Anti-bacterial paint \*\*
- 3000K or 6500K LED light engine \*\*
- CRI90 LED light engine \*\*
- Stainless steel frame \*\*
- Screwless frame. Add '+SCREWLESS'
- Deglaring lens: LG7 compliant, providing <math><1500\text{cd}/\text{m}^2</math>. Replace 'S' suffix with: '+LP' clear polycarbonate '+LG' toughened glass
- Toughened glass front panel: For applications where corrosive cleaning agents may be applied. Glass is supplied in addition to the satin polycarbonate panel. Replace 'S' suffix with 'TGS'

\*\* Available on request, contact sales

## Controls Options

- DALI or SmartScan

## Emergency Options, 3 hour integral \*\*\*

- Standard, Self-test, DALI or SmartScan

\*\*\* Central battery, contact sales

## Range

LED	CAT. NO.	NOMINAL SIZE	APPROX. kg
26W	<b>TAUST2226WLED4S</b>	600mm x 600mm	10.5
38W	<b>TAUST2238WLED4S</b>		
45W	<b>TAUST2245WLED4S</b>		
54W	<b>TAUST2254WLED4S</b>		
75W	<b>TAUST2275WLED4S</b>		
52W	<b>TAUST4252WLED4S</b>	1200mm x 600mm	19.0
76W	<b>TAUST4276WLED4S</b>		
90W	<b>TAUST4290WLED4S</b>		
108W	<b>TAUST42108WLED4S</b>		

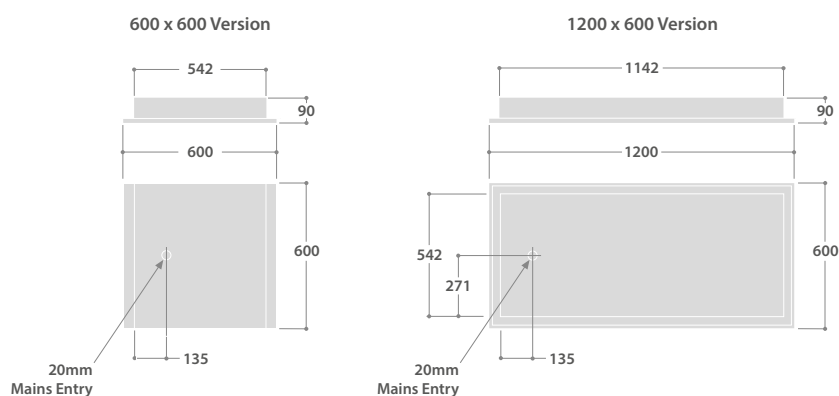
CONTROLS OPTIONS - suffix catalogue number with:

**DALI-DIM** - DALI dimmable / **SSCAN** - SmartScan e.g. **TAUST2238WLED4S+DALI-DIM**

EMERGENCY OPTIONS - suffix catalogue number with:

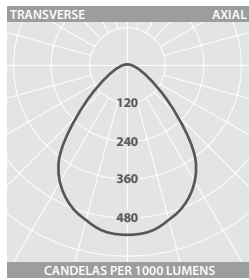
**EM** - Standard 3 hour integral / **EM-ST** - Emergency Self-test 3 hour integral / **DALI-EM** - DALI 3 hour integral / **SSCAN-EM** - SmartScan 3 hour integral e.g. **TAUST2238WLED4S+EM**

## Dimensions



# TAU ST

## Photometric Guide



### LOW GLARE

Luminaire Lumen Output 600 x 600

26W = 3380lm

38W = 4705lm

45W = 5485lm

54W = 6320lm

75W = 8405lm

Emergency = 422lm ▲

Luminaire Lumen Output 1200 x 600

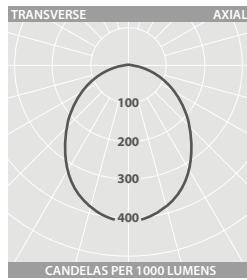
52W = 6765lm

76W = 9410lm

90W = 10970lm

108W = 12635lm

Emergency = 380lm ▲



### SATIN

Luminaire Lumen Output 600 x 600

26W = 3190lm

38W = 4435lm

45W = 5175lm

54W = 6120lm

75W = 7625lm

Emergency = 396lm ▲

Luminaire Lumen Output 1200 x 600

52W = 6380lm

76W = 8875lm

90W = 10350lm

108W = 12235lm

Emergency = 356lm ▲

Luminaire Lumen Output 1200 x 300

40W = 4576lm

49W = 5538lm

64W = 6940lm

Emergency = 376lm ▲

Luminaire Lumen Output 600 x 300

37W = 4762lm

49W = 6115lm

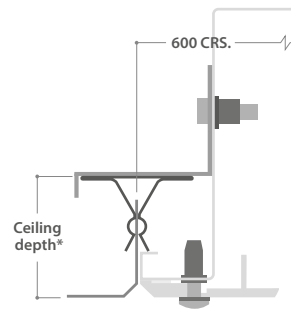
63W = 7862lm

Emergency = 376lm ▲

▲ NOTE: Emergency lumen output does not change according to wattage.  
(Lumen output for central battery systems will vary according to the installation)

## Mounting Arrangement

### Spring Tee/Burgess Grid



\* Subject to confirmation of ceiling type. For example:  
Burgess Spring Tee  
SAS 120 Spring Tee  
SAS 150 Spring Tee  
Armstrong Orcal Clip-in (1800 Spring Tee)  
Armstrong Orcal Clip-in (3000 Spring Tee)